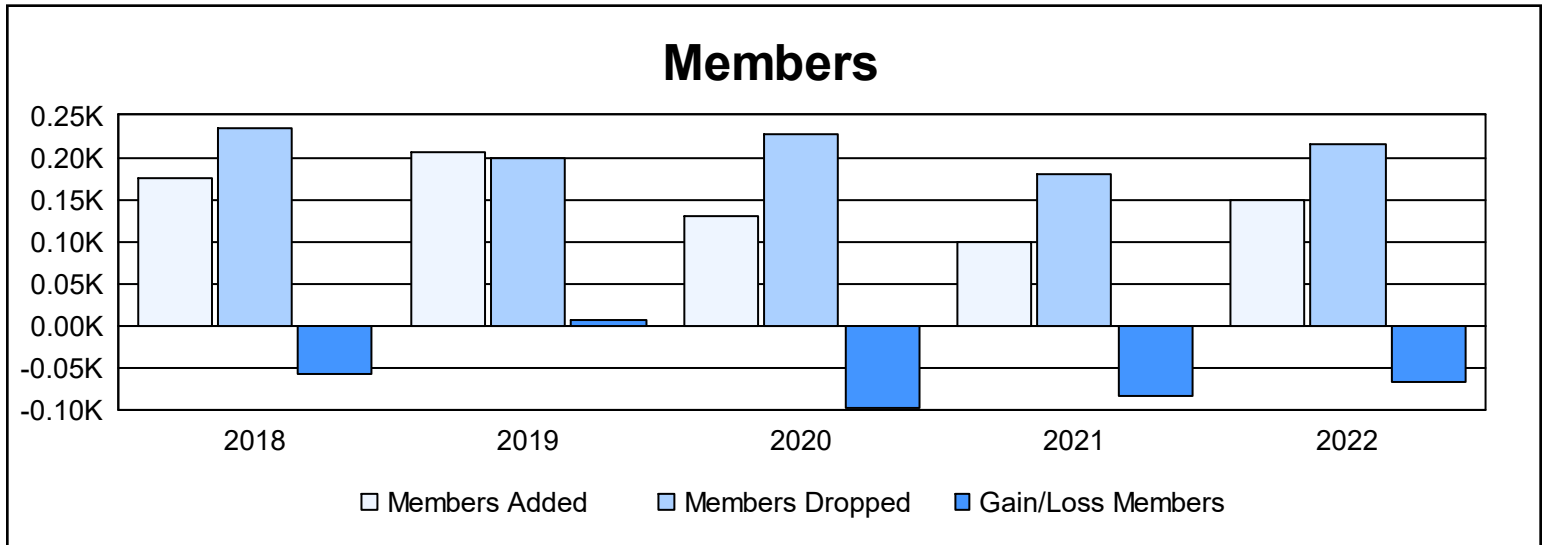
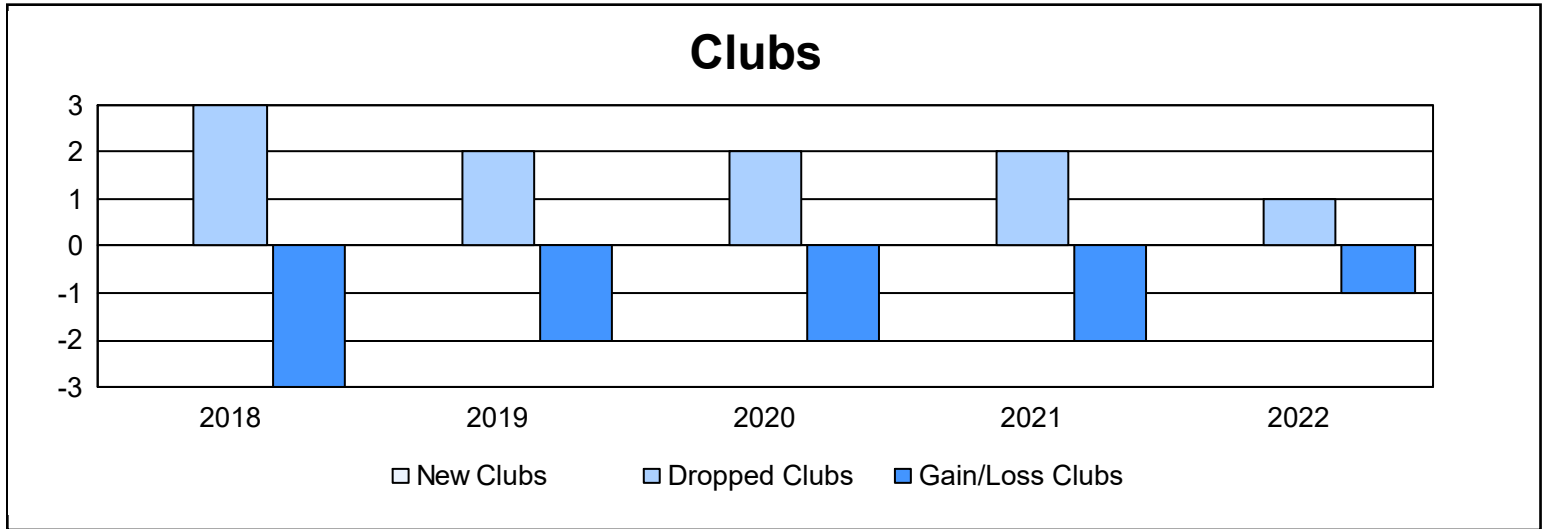
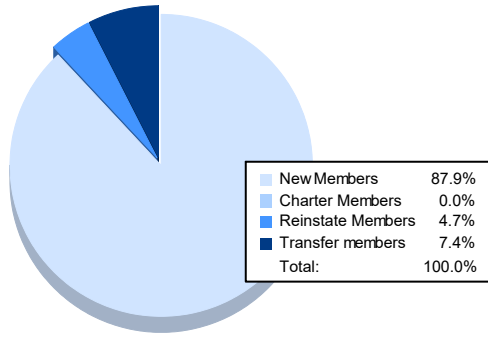


Year	New Clubs	Dropped Clubs	Gain/ Loss Clubs	New Members	Charter Members	Reinstate Members	Transfer Members	Total Member Added	Total Members Dropped	Gain/ Loss Members
2017-2018	0	3	-3	158	0	14	4	176	234	-58
2018-2019	0	2	-2	173	0	27	5	205	199	6
2019-2020	0	2	-2	119	1	5	6	131	228	-97
2020-2021	0	2	-2	85	0	8	5	98	181	-83
2021-2022	0	1	-1	131	0	7	11	149	216	-67
<b>Average</b>	<b>0</b>	<b>2</b>	<b>-2</b>	<b>133</b>	<b>0</b>	<b>12</b>	<b>6</b>	<b>152</b>	<b>212</b>	<b>-60</b>



### Membership Composition June 2022 Cumulative



### Gender Composition June 2022 Cumulative

